


COUNTRESS



SPECIFICATION SHEET



- | | |
|---|--|
| <ul style="list-style-type: none">• Pocket Sprung Unit Un-Nested 1.4mm Wire• Three Rows Hand Side Stitching• Embroidered Panel• Horizontal flag stitched with embroidered EPOC Logo on foot end• Nickel vents | <ul style="list-style-type: none">• 2400g Horse Hair• 2500g Super Hi-Loft Wool• 2000g Vertifill Wool• 500g Silk• 400g Bamboo• Cambric |
|---|--|



EPOC
HANDCRAFTED BEDS
Since 1949

COUNTESS

CUSTOMERS OWN MATERIAL

Divan bases and headboards can be upholstered in our standard range of fabric options available upon request - or supply your own for a truly unique finish - subject to suitable abrasion tests and compliance with Fire Retardancy regulations. A fire retardancy/treatment certificate will be required to accompany the fabric prior to manufacturing.

ZIP & LINK / VELCRO® & LINK

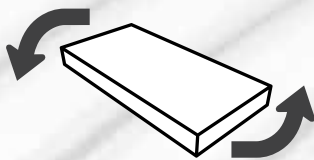
To offer flexibility in terms of rooms, the mattresses can be zipped and linked together to turn a twin room into a double, or vice versa. As an alternative to zip & link, we also offer Velcro® and link.

SPLIT BASES

We advise that deep base double divans will be manufactured in two halves for ease of access. Bases can be split North-to-South or East-to-West. Please inform us at time of order of any split and your direction of preference. North to south is usually the standard split direction.

Due to the deep natural fillings in an EPOC mattress you may notice a dipping or an impression in the area where you sleep after time, this is perfectly normal and not a fault, this occurs after use as the fillings settle. To ensure the mattress fillings settle evenly and prolong the useable life of your mattress it is important to regularly turn and flip your mattress.

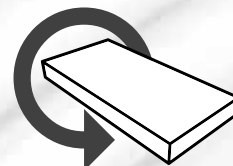
Turning or flipping your mattress should be initially performed frequently when new, then on a quarterly basis thereafter, this will make sure the compression of the fillings is spread evenly throughout the mattress and help protect the mattresses expected lifespan.



ROTATING THE MATTRESS

Leaving the mattress in-situ on the base and rotating the mattress in a clockwise direction so that the foot and head ends are swapped with one another.

It is advisable to use a mattress protector with your EPOC mattress as this can protect against accidental soiling or spillages.



FLIPPING THE MATTRESS

The mattress should be flipped over so that the face which was the sleeping surface is now directly on the bed base.

- Do treat stains and spills with dry towels or paper towels
- Never use detergents or chemical cleaners as they damage materials
- Specific cleaning instructions for fabrics supplied by EPOC Handcrafted Beds are available on request
- For customers own material, you will need to contact the establishment from which the fabric was acquired

Do's

Turn the mattress frequently

Let the mattress breath before covering

Advise EPOC Handcrafted Beds of any fault as soon as it occurs

Dont's

Bend the mattress

Roll the mattress up

Leave Zip & Link/Velcro & Link mattresses connected before turning

FIRE RETARDANCY

This mattress and base (where applicable) is fully compliant with BS 7177 (Low Hazard) Crib 3 Fire Retardancy standards for domestic use.

ENVIRONMENTALLY SUSTAINABLE

As part of our ongoing commitment to environmentally sustainable manufacturing, we ensure responsible sourcing of materials and endeavour to ensure that no waste goes to landfill.



INDUSTRY PARTNER

